

Spare Part Replacement



General Information and Warnings

Please make sure to be complete following operations before disassembling DS or IFPD :

1. Close operating system and pull the power plug.
2. Close all system and peripherals.
3. Remove AC power and all signal cables.




If device is running do not disassemble the device for part replacement.




4. Use grounding wrist strap .
5. Obey ESD conditions.
6. Do not use sharp-tipped pen while cleaning touch screen and its glass


REMOVE BACK COVER



REMOVE BACK COVER FRAME



CHANGE BOARDS



THANK YOU

Vestel Application Engineering Department

HBB - 2017